



resurrection eggs

FREE PRINTABLE

CREATED BY KATELYN'S FUND ORPHAN MINISTRY

How to use this printable / Structure your time:

1. Decide if you will put your eggs in a carton, a basket, or on a tree.
2. Number each egg 1 - 12.
3. Fill the eggs with the proper objects, using the "Objects Cheat Sheet".
 - *Images have been included as substitution for the objects if needed.
 - *Before reading the story, ask your child what they think this object might mean.
4. Print out and cut apart the "Scripture Fillers". These will go inside each egg.
 - *After talking about the object, read the passage and/or accompanying story in the Jesus Storybook Bible together.
 - *See the Lectio Divina guidelines if doing this activity with older children.
5. Print out and cut apart the "Passage Cards".
 - *I laminated each card and put them on a metal ring.
 - *After reading the whole passage or the accompanying story in the Jesus Storybook Bible, reread the key verses on this card. Talk about how it relates to the object.
6. Take time to talk together. See the optional "Extension Activities"
7. End your time by praying together.

"Their hearts were deep in wonder and filled with great joy." -Matthew 28:8

THIS IS OUR PRAYER FOR YOU, AS YOU EMBARK ON THIS JOURNEY WITH YOUR FAMILY IN THIS EASTER SEASON.

Would your hearts be filled with wonder and great joy as you share the story of the man who lived a sinless life and gave it up for you. Would words you've heard a hundred times before strike you in a NEW WAY, with fresh revelation and profound weight. Would curiosity grow, questions be asked, and conversations go deep. Would His love bind you together and strengthen your roots into His heart.

HAPPY EASTER, FRIENDS. WE LOVE YOU.

-Katelyn's Fund



resurrection eggs

OBJECTS CHEATSHEET

CREATED BY KATELYN'S FUND ORPHAN MINISTRY

Here's what you need:

1. Egg #1 -- A palm branch (or some leaves or a snip of a plant)
2. Egg #2 -- A few silver coins
3. Egg #3 - A piece of bread (could also include a communion cup)
4. Egg #4 -- A small cup (could do a tissue for his tears instead)
5. Egg #5 -- Something that represents a kiss (chapstick, Hershey's kiss, etc.)
6. Egg #6 -- Red fabric and/or crown of thorns (can make out of branches)
7. Egg #7 -- Three Nails
8. Egg #8 -- A small cross (can make by gluing two sticks together)
9. Egg #9 -- A piece of fabric torn in two
10. Egg #10 -- White cloth
11. Egg #11 -- A large rock
12. Egg #12 -- Nothing! This egg should be left empty. But follow it up with a hug

*Can't find one of these objects? Read the passage and see if another object you may have around your home would work. You may also choose to print off the following images and use them in an object's place.

Guidelines for Discussion



DON'T FORGET TO OPEN YOUR TIME BY PRAYING ALONE (for the Spirit to use you) AND THEN PRAYING TOGETHER!

*You may do these all at once, or one at a time. If time allows, I recommend the later.

*Some people choose to hide the egg(s) and allow the child(ren) to find it/them, others have the eggs already set out and grab the one they will do that day.

*You should open the eggs in order from 1 to 12.

*Allow your child to look at the object and share their predictions/thoughts before reading the passage. Engage their five senses. Ask them how the object makes them feel.





"JESUS' Triumphant Entry into JERUSALEM"

MATTHEW 21:1-11

"Jesus rode in the center of the procession - crowds going before him and crowds coming behind him, and they all shouted, 'Bring the victory, Lord, son of David! He comes with the blessing of being sent by the Lord Yahweh! We celebrate with praises to God in the highest!'" (vs 9, NLT)

KATELYN'S FUND ORPHAN MINISTRY



"JUDAS Agrees to Betray JESUS"

MATTHEW 26:14-16

"One of the twelve apostles, Judas the locksmith, went to the leading priests and said, 'How much are you willing to pay me to betray Jesus into your hands?' They agreed to pay him thirty silver coins. Immediately, Judas began to scheme and look for an opportunity to betray him." (vs 14-16, NLT)

KATELYN'S FUND ORPHAN MINISTRY



"JESUS introduces the LORD'S SUPPER"

MATTHEW 26:26-30

"As they ate, Jesus took the bread, blessed it, broke it, and gave it to his disciples saying, 'This is my body. Eat it.' Then, taking the cup of wine and praising the Father, he entered into covenant with them, 'This is my blood...it will be poured out for many for the complete forgiveness of sin.'" (vs 26-28, NLT)

KATELYN'S FUND ORPHAN MINISTRY



"JESUS' Weeps in The Garden of GETHSEMANE"

MATTHEW 26:36-46

"...overcome with grief, he threw himself facedown on the ground and prayed, 'My Father, if there is any way you can deliver me from this suffering, please take it from me. Yet what I want is not important, for I only desire to fulfill your plan for me.' ...an angel appeared to strengthen him" (vs 39, NLT)

KATELYN'S FUND ORPHAN MINISTRY



"The BETRAYAL and The Arrest of JESUS"

MATTHEW 26:47-56

"Judas quickly stepped up to Jesus and said, 'Shalom, Rabbi,' and kissed him on both cheeks. 'My beloved friend,' Jesus said, 'is this why you've come?' Then the armed men seized Jesus to arrest him...at that point, all of his disciples ran away and abandoned him..." (vs 49-50, 56 NLT)

KATELYN'S FUND ORPHAN MINISTRY



"JESUS' is mocked and condemned to DEATH"

MATTHEW 27:27-31

"They stripped off his clothing and placed on him a scarlet robe...they braided a crown of thorns and set it on his head. After placing a reed staff in his right hand, they knelt down before him and mocked him, saying, 'Hail, King of the Jews!' Then they spat in his face..and hit him repeatedly." (vs 28-30, NLT)

KATELYN'S FUND ORPHAN MINISTRY



"The CRUCIFIXION of Jesus at GOLGOTHA"

MATTHEW 27:33-44

"They brought Jesus to Golgotha, which means 'Skull Hill'...Then they crucified Jesus, nailing his hands and feet to the cross...Above his head they placed a sign that read, 'Jesus of Nazareth, King of Israel.' Two criminals were also crucified with Jesus, one on each side of him." (vs 33, 35, 37-38, NLT)

KATELYN'S FUND ORPHAN MINISTRY



"The DEATH of The Savior on a CROSS"

MATTHEW 27:45-50

"For three hours, beginning at noon, darkness came over the earth. At three o'clock, Jesus shouted, 'My God, My God, why have you deserted me?'... Jesus passionately cried out*, took his last breath, and gave up his spirit." (vs 45-46, 50, NLT) [*see Luke 23:46 to read the words he spoke]

KATELYN'S FUND ORPHAN MINISTRY



"The Temple VEIL is torn and the earth SHAKES"

MATTHEW 27:51-54

"At that moment, the veil in the Holy of Holies was torn in two from the top to the bottom. The earth shook violently, rocks were split apart and the graves opened... the soldiers witnessed what was happening and felt the earthquake... 'This man truly was the son of God,' they said." (vs 51-54, NLT)

KATELYN'S FUND ORPHAN MINISTRY



"The BURIAL of JESUS"

MATTHEW 27:57-59

"...a wealthy man named Joseph, a follower of Jesus from the village of Ramah approached Pilate and asked to have custody of the body of Jesus... Joseph wrapped the body in a shroud of fine linen and placed it in his own unused tomb, which had only recently been cut into the rock." (vs 57-59, NLT)

KATELYN'S FUND ORPHAN MINISTRY



"The ROCK and The TOMB"

MATTHEW 27:60-66

"They rolled a large stone to seal the entrance of the tomb and left... Now the Pharisees went to Pilate and said, 'Master, we remember the impostor claimed that he would rise from the dead after three days. So order the tomb to be sealed so no one can steal his body and say he is alive...' (vs 60, 63-64, NLT)

KATELYN'S FUND ORPHAN MINISTRY



"The Tomb is EMPTY and JESUS is ALIVE"

MATTHEW 28:1-11

"Suddenly the earth shook violently beneath their feet as the angel of the Lord descended from heaven... Then the angel walked up to the tomb, rolled away the stone and sat on it... 'There is no reason to be afraid. He isn't here - he has risen victoriously just as he said. Come and see...' (vs 2, 6 NLT)

KATELYN'S FUND ORPHAN MINISTRY



resurrection eggs

SCRIPTURE FILLERS

CREATED BY KATELYN'S FUND ORPHAN MINISTRY



"JESUS' Triumphant
Entry into JERUSALEM"

MATTHEW 21:1-11



"JUDAS Agrees to
Betray JESUS"

MATTHEW 26:14-16



"JESUS introduces the
LORD'S SUPPER"

MATTHEW 26:26-30



"JESUS' Weeps in the
Garden of GETHSEMANE"

MATTHEW 26:36-46



"The BETRAYAL and the
Arrest of JESUS"

MATTHEW 26:47-56



"JESUS' is mocked and
condemned to DEATH"

MATTHEW 27:27-31



"The CRUCIFIXION of
Jesus at GOLGOTHA"

MATTHEW 27:33-44



"The DEATH of the
Savior on a CROSS"

MATTHEW 27:45-50




"The Temple VEIL is Torn
and the earth SHAKES"

MATTHEW 27:51-54



"The BURIAL
of JESUS"

MATTHEW 27:57-59



"The ROCK and
The TOMB"

MATTHEW 27:60-66



"The Tomb is EMPTY
and JESUS is ALIVE"

MATTHEW 28:1-11

Guidelines for Lectio Divina

CHOOSE A SHORT PASSAGE OF SCRIPTURE YOU WOULD LIKE TO
FOCUS / MEDITATE / REFLECT ON TOGETHER.

1. **Light a candle.** Use this candle to talk about Holy Spirit – the Bible says the Spirit leads us into all Truth; as we pass the candle, it's meant to remind us that the Holy Spirit lives in each one of us, revealing God's word to us; we each have the ability to hear His voice.
2. **Read the passage slowly.** Invite everyone to listen for one word or short phrase that stands out. Pass the candle and allow each person to share.
3. **Read the passage a second time.** Listen again for one word or short phrase. It may be the same as before or it may change. Pass the candle and allow each person to share.
4. **Read the passage a third time.** This time, ask God what He wants to say about that word or phrase. Pass the candle and allow each person to share.
5. **Read the passage one last time.** This time, invite each person to pray into their word or phrase. Pass the candle and allow each person to share a bit of their prayer.



resurrection eggs

EXTENSION ACTIVITIES

CREATED BY KATELYN'S FUND ORPHAN MINISTRY

There is so much more you can do! Here are a few ideas:

1. Egg #1: Listen to "Hosanna Rock" on YouTube. Make a palm branch using handprints and green paint or glue together handprints cut out of green paper.
2. Egg #2: Set out multiple objects; talk about their "cost". Talk about greed.
3. Egg #3: Consider sharing Communion and singing a hymn or a song of praise together, like they do in vs. 30. Wash each other's feet like Jesus did.
4. Egg #4: Color a picture and talk about the five senses in this story. Pretend you are Jesus' friends; how might you have stayed awake and prayed for Jesus?
5. Egg #5: Talk about a time you've been hurt by a friend or a family member.
6. Egg #6: Think back to Palm Sunday. What changed? What "sounds" different?
7. Egg #7: There are so many powerful videos and images online. Find some that are age appropriate. If older children, this is a great time to watch the Passion of Christ. Make a table centerpiece with three crosses in a bowl of dirt/rocks.
8. Egg #8: If younger, help them pound a nail into a board. If older, put a picture of Jesus in a sealed envelope; ask them to think about their sin and push a nail through the envelope (once or many times); open the envelope.
9. Egg #9: Read the picture book "The Garden, The Curtain, and The Cross".
10. Egg #10: Worship to a song in the dark.
11. Egg #11: Make a tomb out of rocks.
12. Egg #12: CELEBRATE! Dress up and share a special meal. Have a dance party in the living room. Talk about why you are glad the tomb is empty.

Jesus Story Book Bible

THIS BOOK IS A GREAT RESOURCE TO USE ALONGSIDE EACH EGG TO HELP BRING THE STORY TO LIFE.

*Not every egg has a story that fits. The following is the best breakdown:

*Start your first day by reading "The Story and The Song" on page 12 - 17.

*Day 3 - "The Servant King" pg 286; Day 4 - "A Dark Night in the Garden" pg 294-297; Day 5 - Continue pg 298-301; Day 6-8 - "The Sun Stops Shining" pg 302-307; Day 11 - Continue 308; Day 12 - "God's Wonderful Surprise" pg 310

*You can also find kid-friendly videos on YouTube for many of these stories.